

# Tribes of Israel Activity Instructions


Page 1-Let your students use their imagination to color and draw faces on the sons of Israel.

Page 2-3-Cut out the parts of the names on Page 3. Let your students use glue to put them in place and complete the names on Page 2.


© 2023 Heidi James

No part of these worksheets may be modified in any manner. Permission is not granted to reprint in bound or book form, either physically or electronically, or to offer copies for sale or donation.


# Tribes of Israel




Reuben




Simeon




Levi




Judah




Dan



Naphtali




Gad



Asher




Issachar



Zebulun



Joseph



Ephraim



Manasseh



Benjamin

Reu---      ---eon      --vi

--dah      -an      ----tali

-ad      ---er      --sachar

---ulun      --seph

---asseh      ---raim

---jamin

**ben**

**Sim**

**Le**

**Ju**

**D**

**Naph**

**G**

**Ash**

**Is**

**Zeb**

**Jo**

**Eph**

**Man**

**Ben**